

# Godwin Wet-Prime



GDP-80HX



GPL-50HX



GWP-25HX



GPP-50HX



GTP-100HX



GWP80-HX

*Portable, gasoline-powered Wet-Prime pumps from the people who understand your pumping needs.*



**Think Orange. Think Godwin.**  
**Great Pumps. Great People.**

[www.godwinpumps.com](http://www.godwinpumps.com)

# Dewatering Pumps

## Semi-Trash

GWP-25HX

GWP-50HX

GWP-80HX

GWP-100HX

The right pumps for:

- ▶ Pumping water with light abrasives & small solids, **semi-trash**
- ▶ Construction & industrial dewatering
- ▶ Landscaping & irrigation
- ▶ Utilities, manholes & vault draining



Discharge Dia. - " (mm)	1 (25)	2 (50)	3 (80)	4 (100)
Solids Handling Dia. - " (mm)	0.2 (5)	0.75 (19)	0.75 (19)	0.75 (19)
Max. Head - ' (m)	106 (32)	95 (29)	85 (26)	92 (28)
Max. Flow - GPM (m <sup>3</sup> /h)	30 (6.9)	158 (36)	238 (54)	383 (87)
Power - HP (kW)	1.1 (0.8)	4.0 (3)	5.5 (4.1)	8.0 (5.9)
Fuel Tank Cap. - gal. (l)	0.15 (0.55)	0.66 (2.5)	0.95 (3.6)	1.58 (6)
Weight - lbs. (kg)	12.1 (5.5)	51 (23)	64 (29)	123 (56)

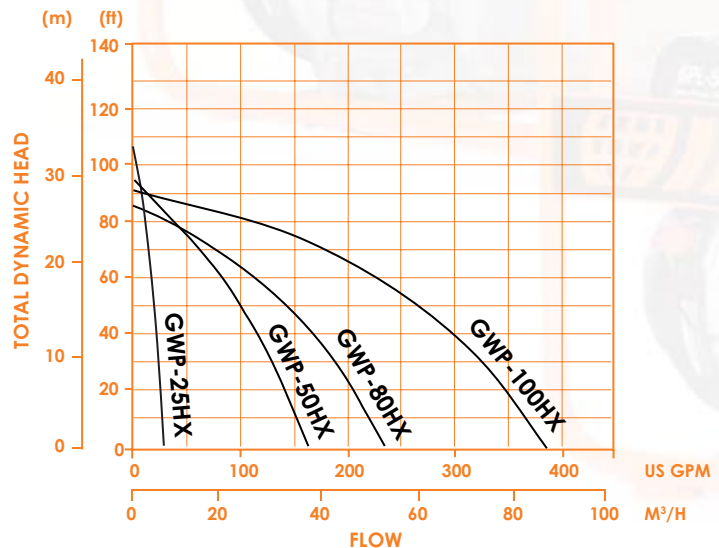
## Features & Benefits

### GWP-25HX

- ▶ Carbon ceramic mechanical seal for increased protection
- ▶ Die-cast aluminum volute & impeller
- ▶ Lightweight die-cast aluminum pump casing
- ▶ High efficiency, four-stroke engine

### GWP-50HX, GWP-80HX & GWP-100HX

- ▶ **Semi-trash** handling capability
- ▶ Abrasion resistant solid silicon carbide mechanical seal for superior durability
- ▶ High-grade ductile iron volute & impeller for reduced wear & maintenance
- ▶ Removable, lightweight die-cast aluminum pump casing
- ▶ Durable, lightweight steel roll cage for added protection & easy maneuvering
- ▶ High performance engine with Oil Alert® system & electronic ignition to increase fuel efficiency
- ▶ Rubber mounts for reduced vibration



# Trash Pumps

**GTP-50HX**

**GTP-80HX**

**GTP-100HX**

The right pumps for:

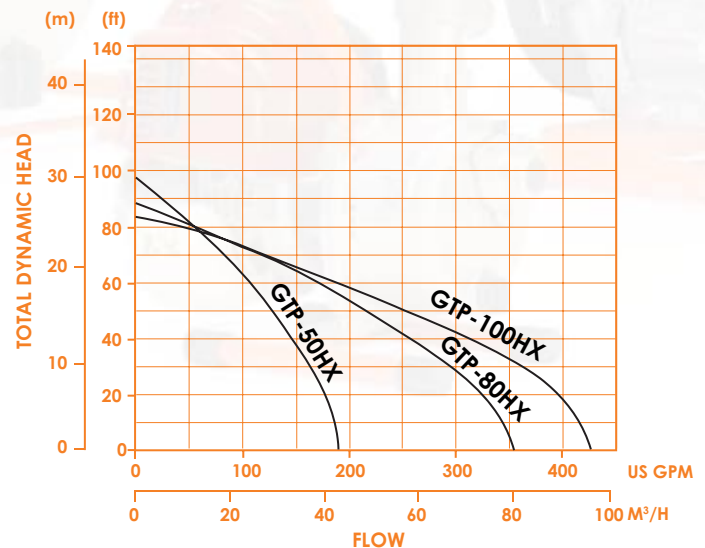
- ▶ Construction & industrial, trash-laden water
- ▶ Stream/pond dewatering
- ▶ Septic tanks & manholes
- ▶ Pumping water with light abrasives & solids



Discharge Dia. - " (mm)	2 (50)	3 (80)	4 (100)
Solids Handling Dia. - " (mm)	1 (25)	1.5 (38)	2 (50)
Max. Head - ' (m)	98 (30)	89 (27)	82 (25)
Max. Flow - GPM (m <sup>3</sup> /h)	185 (42)	354 (80)	425 (96)
Power - HP (kW)	5.5 (4.1)	8.0 (6)	11.0 (8.2)
Fuel Tank Cap. - gal. (l)	0.95 (3.6)	1.58 (6)	1.72 (6.5)
Weight - lbs. (kg)	104 (47)	128 (58)	172 (78)

## Features & Benefits

- ▶ Solids handling capability
- ▶ Abrasion resistant solid silicon carbide mechanical seal for superior durability & protection
- ▶ High-grade ductile iron volute & wearplate for reduced wear & maintenance
- ▶ Hi-chrome cast iron impeller for reduced wear & maintenance
- ▶ Removable, lightweight die-cast aluminum cover & volute for fast debris removal
- ▶ Durable, lightweight steel roll cage for added protection & easy maneuvering
- ▶ High performance engine with Oil Alert system & electronic ignition to increase fuel efficiency
- ▶ Rubber engine mounts for reduced vibration

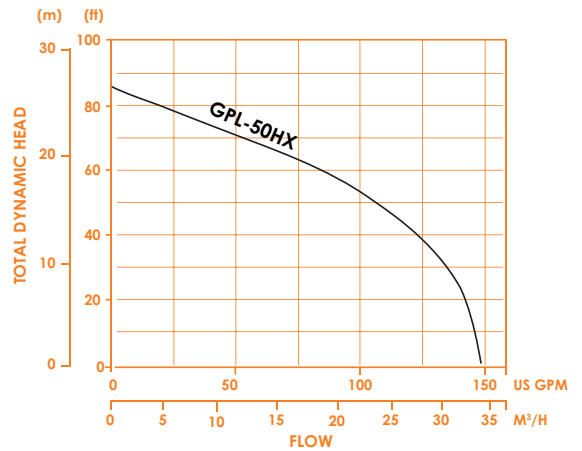


# Plastic Pump

## GPL-50HX

The right pump for:

- ▶ Agricultural chemicals
- ▶ General dewatering
- ▶ Landscaping
- ▶ Irrigation
- ▶ Saltwater dewatering
- ▶ Swimming pools



### Features & Benefits

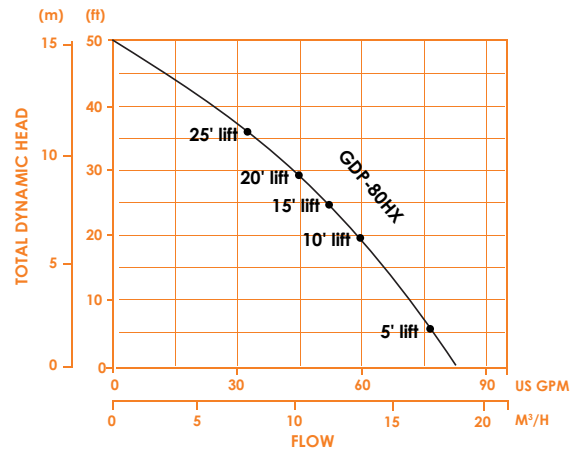
- ▶ Lightweight, thermoplastic construction resists light chemicals & corrosion
- ▶ Carbon ceramic seals with EPDM elastomers for increased protection
- ▶ Thermoplastic volute & impeller for increased portability & chemical resistance
- ▶ Durable, lightweight steel roll cage for added protection & easy maneuvering
- ▶ High performance engine with Oil Alert system & electronic ignition to increase fuel efficiency

# Diaphragm Pump

## GDP-80HX

The right pump for:

- ▶ Construction dewatering
- ▶ Mud, sand & sludge
- ▶ Utility dewatering
- ▶ Limited wellpointing



### Features & Benefits

- ▶ Large solids handling capability
- ▶ Dry running
- ▶ Easy-priming positive displacement design
- ▶ Easily replaced neoprene rubber elastomer diaphragm and nitrile (Buna-N) flapper valves
- ▶ Portable, lightweight aluminum casing

Discharge Dia. - " (mm)	2 (50)
Solids Handling Dia. - " (mm)	0.12 (3)
Max. Head - ' (m)	85 (26)
Max. Flow - GPM (m³/h)	148 (34)
Power - HP (kW)	4.0 (3.0)
Fuel Tank Cap. - gal. (l)	0.45 (1.7)
Weight - lbs. (kg)	46 (21)

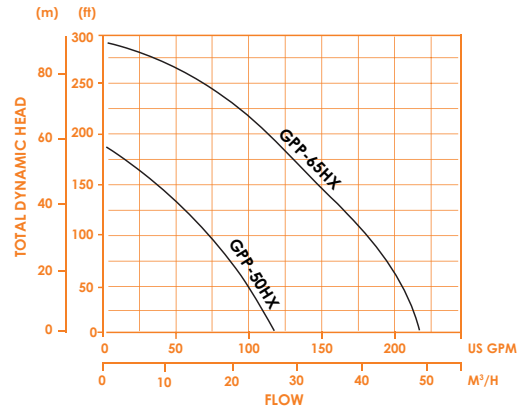
Discharge Dia. - " (mm)	3 (80)
Solids Handling Dia. - " (mm)	2 (50)
Max. Head - ' (m)	50 (15.2)
Max. Flow - GPM (m³/h)	80 (18)
Power - HP (kW)	5.5 (4.0)
Fuel Tank Cap. - gal. (l)	0.95 (3.6)
Weight - lbs. (kg)	135 (61.2)

# Pressure Pumps

## GPP-50HX GPP-65HX

The right pump for:

- ▶ Marine construction
- ▶ Remote firefighting
- ▶ Landscaping
- ▶ Irrigation
- ▶ Tank cleaning
- ▶ Jetting



Discharge Dia. - " (mm)	2 (50)	2.5 (65)
Solids Handling Dia. - " (mm)	0.12 (3)	0.375 (9.5)
Max. Head - ' (m)	187 (57)	285 (87)
Max. Flow - GPM (m³/h)	116 (26)	218 (49)
Power - HP (kW)	5.5 (4.1)	13 (9.7)
Fuel Tank Cap. - gal. (l)	0.95 (3.6)	1.73 (6.5)
Weight - lbs. (kg)	71 (32)	128 (58)

## Features & Benefits

- ▶ Carbon ceramic seals for increased durability & shaft/seal protection
- ▶ GPP-50HX: Cast iron volute & impeller; GPP-65HX: Aluminum volute & impeller
- ▶ Durable, lightweight steel roll cage for added protection & easy maneuvering
- ▶ High performance engine with Oil Alert system & electronic ignition to increase fuel efficiency
- ▶ GPP-65HX features exhaust-driven venturi for automatic priming

## Parts & Accessories

Godwin Pumps has built its reputation on reliability. Our parts and service are available to meet your pumping emergencies whenever and wherever they occur.



Our parts inventory includes a full range of replacement parts for each of the pumps we sell. In addition, we stock a variety of suction and discharge hoses and couplings to complete your pumping application needs.

Our service and support include 24/7 on-site service and repair, engineering specialists to tailor pumping solutions specific to your needs and a comprehensive parts and service facility.




# Wet-Prime Pumps

Godwin Pumps is pleased to introduce its new line of portable, gasoline-powered Wet-Prime pumps. Available in dewatering, trash, plastic and pressure models with both Honda® and Subaru Robin® engines, Godwin Wet-Prime pumps are capable of maximum heads to 285' and maximum flows to 425 GPM. Ideal for applications including construction dewatering, landscaping and irrigation, farming, remote firefighting and marine construction, the Wet-Prime series is backed by the same dependable parts and service availability as Godwin's Dri-Prime®, Heidra® and Sub-Prime® pumps.

Reliable. Reputable. Responsive.

*Think Orange. Think Godwin. Great Pumps. Great People.*



godwin  
pumps



**Think Orange.  
Think Godwin.**  
*Great Pumps. Great People.*

## Home Offices

Bridgeport, NJ • Telephone +1(856) 467-3636  
Gloucestershire, England • Telephone +44 (0)1285 750271  
[www.godwinpumps.com](http://www.godwinpumps.com)

## Local Distributor:

Dri-Prime, Heidra, Sub-Prime, the color orange for pumps and Godwin Pumps are registered trademarks of Godwin Pumps of America, Inc. Oil Alert is a registered trademark of American Honda Motor Co. All other marks belong to their respective owners. Specifications and photos are subject to change without notice. © 2006 Godwin Pumps of America, Inc. All rights reserved. GPASL1006