


CD150MV Wellpoint Pump

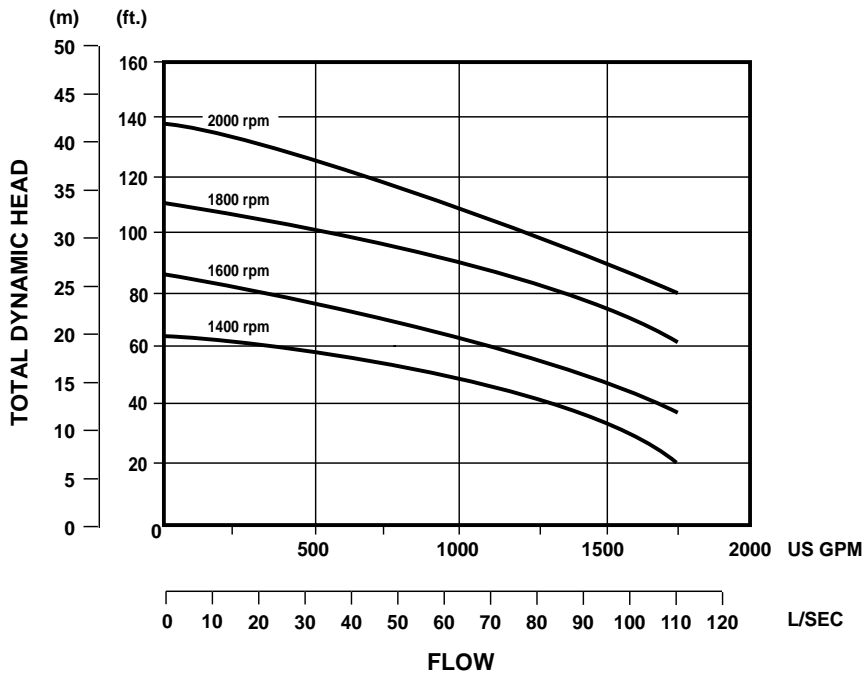


The CD150MV is a portable wellpoint system designed for a wide range of on-site dewatering applications. The CD150MV offers flow rates up to 1960 gpm (123.7 l/sec.), total heads to 140 feet (42.7M), and solids handling up to 3" (75mm) in diameter. Based on the popular, industry-standard CD150M Dri-Prime® Pump, the CD150MV offers convenient automatic self priming and indefinite dry running capabilities that contractors, municipalities, industry and environmental companies across the country have come to rely on. The CD150MV consists of a centrifugal, single stage end suction pump, a high volume, belt driven vacuum pump, and a single action, float actuated air water separation tank. A reliable and efficient John Deere 4045D diesel engine powers both pump and vacuum components. An integral 100 gallon (378.5 liter) fuel tank within the trailer provides up to 29 hours of continuous wellpoint operation. Additionally, the CD150MV operates with the full line of Godwin Wellpoint pipe and fittings including Quick Disconnect header pipes, riser pipes and adaptors, swing arm assemblies, and stainless steel, self-jetting wellpoint screens.

Features

- Flow rates to 1800 gpm (113.6 l/sec.). Total heads to 140 feet (42.7M).
- Handles raw sewage, slurries, and liquids with solids up to 3" (75mm) in diameter.
- Dry running, oil bath mechanical seal with solid silicon carbide faces — capable of long term dry running encountered in wellpoint dewatering.
- Single action float and separation tank operation protects vacuum system in high water level conditions.
- Full line of Godwin Wellpoint pipe and fittings available.
- Convenient compact skid or portable trailer mounting available.
- Standard engine — John Deere 4045D or Caterpillar 3054NA. Available with a variety of engines including Hatz, and Deutz.
- A variety of silenced units are available.

CD150MV Performance Curve



Performance Table

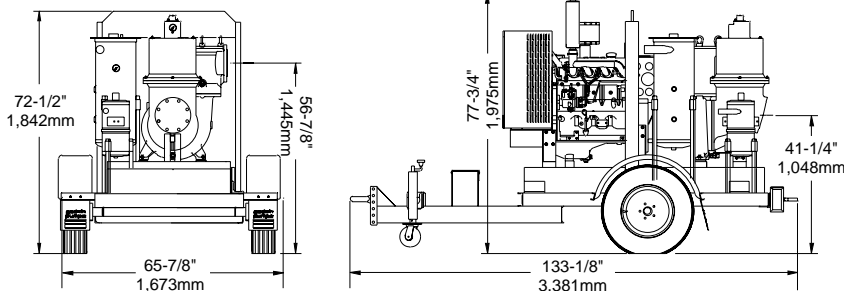
Diesel Set – John Deere 4045D, 66 hp (49 kw) @ 2000 rpm
 – Caterpillar 3054NA, 70 hp (52 kw) @ 2000 rpm
Impeller Diameter – 11.02" (280mm)

| Total Suction Head — Feet | Total Delivery Head — Feet | | | | |
|---------------------------|----------------------------|------|------|------|------|
| | 10 | 20 | 30 | 40 | 50 |
| | Output — GPM | | | | |
| 10 | 1960 | 1900 | 1850 | 1800 | 1680 |
| 15 | 1850 | 1810 | 1700 | 1520 | 1400 |
| 20 | 1670 | 1590 | 1500 | 1380 | 1240 |
| 25 | 1500 | 1400 | 1340 | 1240 | 1100 |

Performance data listed in table and curves are based on water tests at sea level and 68° F (20° C). Larger diameter pipes may be required for maximum flows.

Dimensions

CD150MV — John Deere 4045D, GP100MV Highway Trailer
 Weight: 4,500 lbs. (2,041 kg.)



Specifications

- Maximum Operating Speed**
2000 rpm
- Vacuum Pump Range**
60-120 scfm
- Fuel Tank Capacity**
100 gal. (378.5 liter)
- Fuel Consumption**
John Deere 4045D: 3.38 gph (12.79 lph)
Caterpillar 3054NA: 3.5 gph (13.25 lph)
- Pipe Connections**
6" (150mm) ASA #150
- Solids Handling**
3" (75mm) dia.

Materials

- Pump Bearing Housing, Casing, Separation Tank and Wearplates**
Close grained cast iron
- Impeller**
Cast chromium steel hardened to Brinell 341 HB
- Shaft**
1-1/2% nickel chromium steel
- Mechanical Seal**
Silicon carbide



One Floodgate Road, Bridgeport, NJ 08014, USA
 (856) 467-3636 • Fax: (856) 467-4841
 Quenington, Cirencester, Glos., GL7 5BX, UK
 +44 (0)1285 750271 • Fax: +44 (0)1285 750352

E-mail: sales@godwinpumps.com
 www.godwinpumps.com

BRANCH LOCATIONS:
 Norwich, CT • Buffalo, NY • Chicago, IL
 Washington, DC • Richmond, VA • Virginia Beach, VA
 Charleston, WV • Raleigh, NC • Charlotte, NC
 N. Charleston, SC • Atlanta, GA • Houston, TX
 San Antonio, TX • Helena, MT • Los Angeles, CA

Dri-Prime® is a registered trademark of Godwin Pumps of America, Inc. Specifications and illustrations are subject to revision without notice. © Copyright 2002 Godwin Pumps of America, Inc. All rights reserved.