

# Critically Silenced Dri-Prime<sup>®</sup> Pumps

The Godwin Critically Silenced enclosure houses the versatile Dri-Prime CD, HL, NC and Wellpoint range pumps in a specially designed, acoustically-silenced enclosure. The Critically Silenced unit is intended for use in any pumping application where engine and other noise must be kept to a minimum. Sound levels are approximately 69 dBA at 30 feet (9 meters).

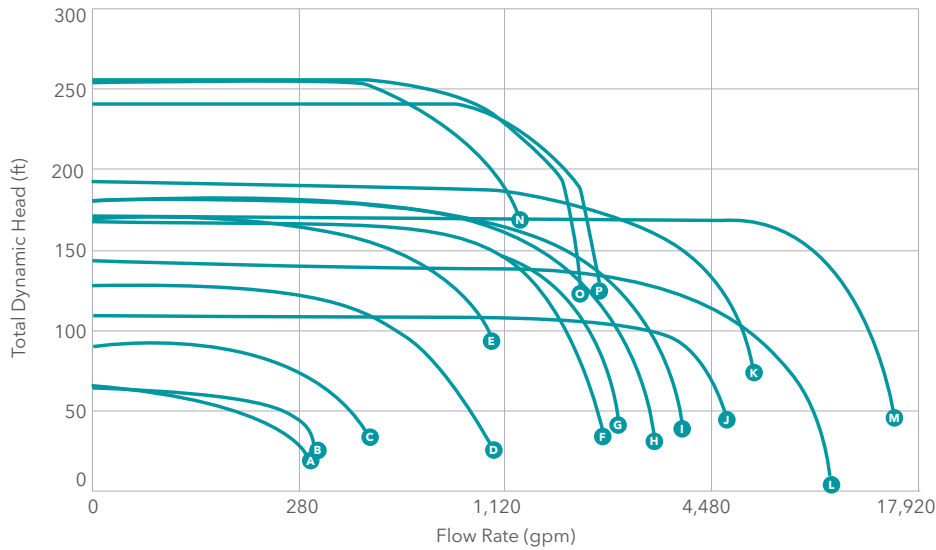
## Features and Benefits

- 14-gauge sheet metal (12-gauge on larger units) enclosure lined with 1" and 2" (25mm and 50mm) layers of polydamp acoustical sound-deadening material
- Engine designed with critical grade muffler, silenced priming exhaust, and isolated engine vibration to further reduce operating noise
- Hinged, lockable doors for controlled access to operating controls and service locations
- Entire unit can be unbolted and removed from the optional DOT highway trailer for added versatility
- UL142 rated and double wall fuel tanks are available



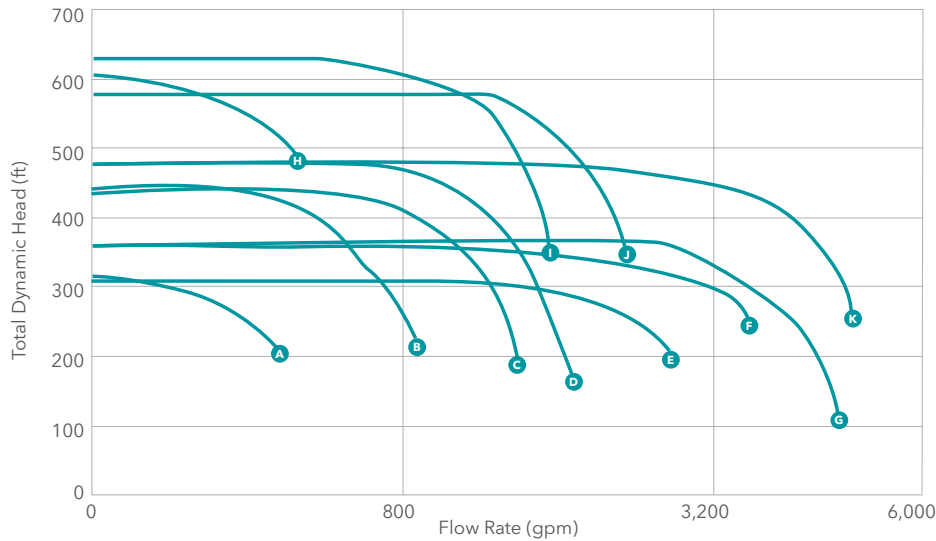
godwin   
a xylem brand

## Pump Curve - CD Range



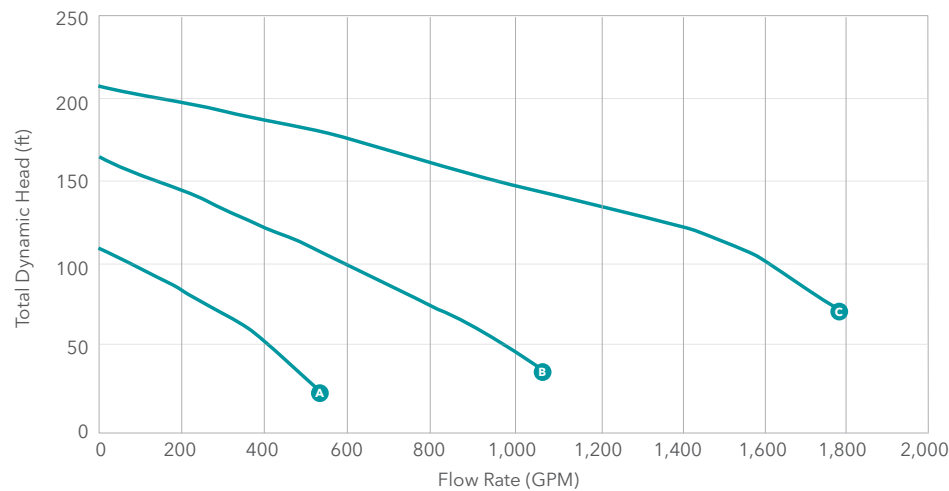
- A CD75MA5
- B CD80D
- C CD80M
- D CD100M/CD100MV
- E CD103M
- F CD150M/CD150MV
- G CD200M
- H CD225M/CD225MV
- I CD250M
- J DPC300
- K CD300M
- L CD400M
- M CD500M
- N CD140M
- O CD160M
- P CD180M

## Pump Curve - HL Range



- A HL80M
- B HL100M
- C HL125M
- D HL150M
- E HL200M
- F HL225M
- G HL250M
- H HL110M
- I HL130M
- J HL160M
- K HL260M

## Pump Curve - NC Range



- A NC80
- B NC100
- C NC150

Composite curves for comparison purposes only. Consult engineering data for exact flow and head capabilities.



84 Floodgate Road  
 Bridgeport, NJ 08014  
 (856) 467-3636 . Fax (856) 467-4841  
 sales@godwinpumps.com

Reference number: Critically Silenced  
 Date of issue: June 05, 2014  
 Issue: 1  
[www.godwinpumps.com](http://www.godwinpumps.com)